

NINPHAEA

SUBMERSIBLE PUMPS



PUMPS FOR PONDS AND FOUNTAIN

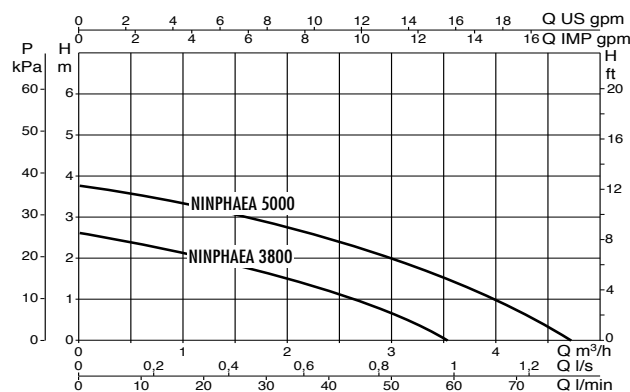
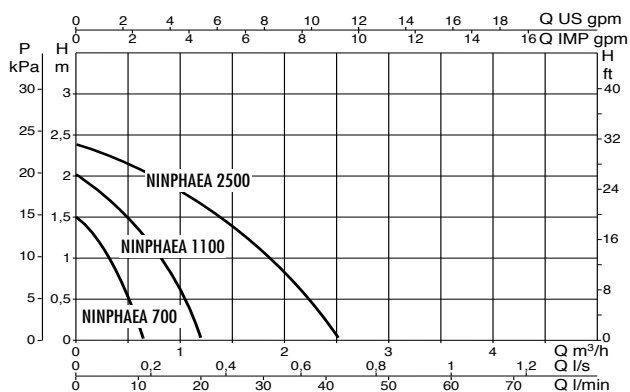
Fountain and pond pumps.

Use of ceramic parts in order to reduce wear and tear.
Filtering with a double grid, without sponge, to keep maintenance low.

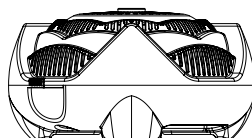
Thermally protected, any possible damage to the motor is avoided thanks to the thermo protector.
Impeller designed to expel dirt and solid particles.

TECHNICAL DATA

MODEL	CODE	ELECTRICAL DATA		
		VOLTAGE 50 HZ	P1 MAX W	P2 NOMINAL W
NINPHAEA 1	60122685	1X230 V~	13	10
NINPHAEA 2	60122686	1X230 V~	20	15
NINPHAEA 3	60122687	1X230 V~	45	35
NINPHAEA 4	60122688	1X230 V~	75	55
NINPHAEA 5	60122689	1X230 V~	95	75



DIMENSIONS AND WEIGHTS



MODEL	l	p	h	Ø	DNM GAS	CABLE	WEIGHT KG	Q.TY X PALLETS
NINPHAEA 700	20	20	11	3/4"	3/4"	10 mt.	1	96
NINPHAEA 1100	22	22	12	3/4"	3/4"	10 mt.	1,5	96
NINPHAEA 2500	24,5	24,5	13	3/4"	3/4"	10 mt.	1,8	48
NINPHAEA 3800	26,5	26,5	14	3/4"	3/4"	10 mt.	2,2	32
NINPHAEA 5000	29	29	15	3/4"	3/4"	10 mt.	2,7	32



DAB PUMPS reserves the right to make modifications without notice

Precision Pipework Ltd, Horn Hill, Lowestoft, Suffolk, England, NR33 0PX Tel 01502 500646 Fax 01502 566957 Email sales@pumps4all.com